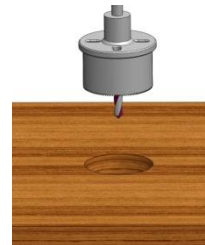
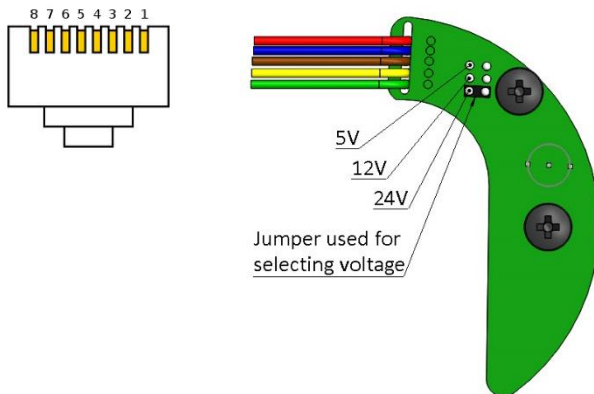


A low profile through table microphone base designed specifically for Clockaudio through table microphones (C 003E-RF, C 004E-RF, C 011E-RF and C 012E-RF)



- Designed for remote switching.
- Low profile table mounted microphone base.
- Designed to be used with C 003E-RF, C 004E-RF, C 011E-RF and C 012E-RF.
- Uses the shock mounts from the microphone to eliminate surface bound noise.
- Fitted with latching or momentary PTT switch.
- Bi-colour common anode LED to confirm status
- Terminated with RJ 45 connector and supplied with RJ 45 coupler which allows connection via RJ 12 or RJ 45 plug back to dsp.




Pre drill 50mm (2") hole in table



Remove nut and 1 shock mount from the microphone and place into S 80S top.



With the S 80S top and mic in desired position use the 2 self tapping screws supplied to fit the S 80S base plate. Ensure wires run free through hole in base plate.



Fit remaining shock mount and hand tighten nut to secure mic and S 80S top plate.

Cable colour	Function	RJ 45 Pin number
Red	Red LED cathode	2
Blue	COM switch	3
Brown	LED anode	4
Yellow	PTT switch	5
Green	Green LED cathode	6

