



CERTIFICATE OF COMPLIANCE

No. C21A027

Holder of Certificate: GREE Electric Appliances Inc. of zhuhai
Jinji West Road, Qianshan, Zhuhai, Guangdong 519070, P. R. China

Product: Air Conditioner
Model/Type:

GWH12AFB-K6DNA1B GWH12AFB-K6DNA2B,
GWH12AFB-K6DNA3B GWH12AFB-K6DNA4B
GWH12AAB-K6DNA2B GWH12AAB-K6DNA4B

Is complied with:
EMC Directive: 2014/30/EU

Test acc. To: EN 55014-1-2017
 EN 55014-2- 2015
 EN 61000-3-2-2019
 EN 61000-3-3-2013+A1-2019

Report Number: GER21A027E

This certificate of conformity is based on the adequate technical documentation and the tests in Testing Laboratory of Gree Electric Appliances Inc. of Zhuhai. This declaration becomes invalid if technical or operational modifications are introduced without the manufacturer's consent.

Note: Testing Laboratory of Gree Electric Appliances Inc. of Zhuhai is accredited by TUV Rheinland, CNAS, VDE , etc.

(Authorized signature)

Name: Wan JinMing
Date: 2021-01-20

EMC TEST REPORT

Product Name : Split-type Room Air Conditioner

Product Model : GWH12AFB-K6DNA1B, GWH12AFB-K6DNA2B,
GWH12AFB-K6DNA3B, GWH12AFB-K6DNA4B
GWH12AAB-K6DNA2B, GWH12AAB-K6DNA4B

Serial No. : Pre-production model

Date of Receipt : 2021-01-20

Test Period : 2021-01-20

Applicant : Gree Electric Appliances, Inc. of Zhuhai

Testing Location : Gree EMC Testing Lab.

Applicable The Following Selected Harmonized Standards:

EN 55014-1-2017
EN 55014-2-2015
EN 61000-3-2-2019
EN 61000-3-3-2013+A1-2019

Tested by :	LIJinQian	李锦强	2021-01-20
	<i>Printed Name</i>	<i>Signature</i>	<i>Date((YY-MM-DD))</i>
Reviewed by :	Wan JinMing	万金明	2021-01-20
	<i>Printed Name</i>	<i>Signature</i>	<i>Date((YY-MM-DD))</i>

EMC LABORATORY OF GREE ELETRIC APPLIANCES INC. OF ZHUHAI

Address: Jinji West Road. Qianshan Zhuhai China Postcode: 519070
Tel: (0756) 8668624 Fax: (0756) 8614998

1. Modification Information

Model list:

New model	Original model	Original report
GWH12AFB-K6DNA1B GWH12AFB-K6DNA2B GWH12AFB-K6DNA3B GWH12AFB-K6DNA4B GWH12AAB-K6DNA2B, GWH12AAB-K6DNA4B	GWH12AFB-K6DNA5B	GER20K305E

Modification:

These new models (see model list) are identical with the original models (see model list) except that:

1. The model names are changed.
2. The display panel of indoor units are changed.
3. The Cold Plasma Generator of indoor unit is cancelled.

For relational detailed information, please refer to Difference Form.

2. Necessary test

Base upon the information, the necessary items ESD, EFT and CS tests were performed on new model. For more information about the tests were performed on the previous models, please refer to the test original report for details.

This report shall be used together with original report GER20K305E

3. List of Test and Measurement Instruments

Equipment	Manufacturer	Model No.	Serial No.	Calibrateduntil
EMI Test Receiver	R&S	ESR3	102581	2021-09-03
PULSE LIMITER	R&S	ESH3-Z2	102732	2021-09-02
LISN	Schwarzbeck	NNLK8121	06029	2021-09-03
EMI Test Receiver	R&S	ESR3	102581	2021-09-03
ABSORBING CLAMP	R&S	MDS-21	100642	2021-06-07
Clicks Analyzer	AFJ	DDA55	14041910125	2021-09-03
Cable	/	2m	N(J)-BNC(J)-2M-04	2021-09-02
AFL LISN	AFJ	LS16C/10	16011920449	2021-09-03
EFT/ Surge Generator	emtest	UCS500-N7	V1208111997	2021-09-24
EFT/ Surge Generator	emtest	TSURGE	V1208111998	2021-09-24
Coupling/ go coupling network	emtest	CNI503	V1208111999	2021-09-24
Capacitive Coupling Clamp	emtest	HFK	0312-63	2021-09-24
Test System for Conducted and Radiated Immunity	TESEQ	NSG4070C-80	54282	2021-09-07
Cable	TESEQ	CBL2-BN-1.0m	223BN100003	2021-08-06
Coupling/Decoupling Network	TESEQ	CDN M332	54146	2021-07-09
ABSORBING CLAMP	SCHAFFNER	AMZ41	15583	2021-07-08
Harmonic flicker system	TESEQ	TQ45-7217	1917A01125	2021-09-25
Three-phase voltage drop simulator	TESEQ	NSG2200-3	A51773	2021-09-24
Harmonic and Interharmonic Wave Generator	TESEQ	NSG1007	1915A01305	2021-11-05
ESD Simulator System	SCHLODER	SESD 30000A	004404	2021-05-17
RF Signal Generator	R&S	SMB100A	179540	2021-03-18
Broadband AMPLIFIER	R&S	BBA150	102088	2021-04-16
Power Meter	R&S	NRP2	104984	2021-03-18
Power Sensor	R&S	NRP-Z91		2021-03-18

4. Immunity Tests

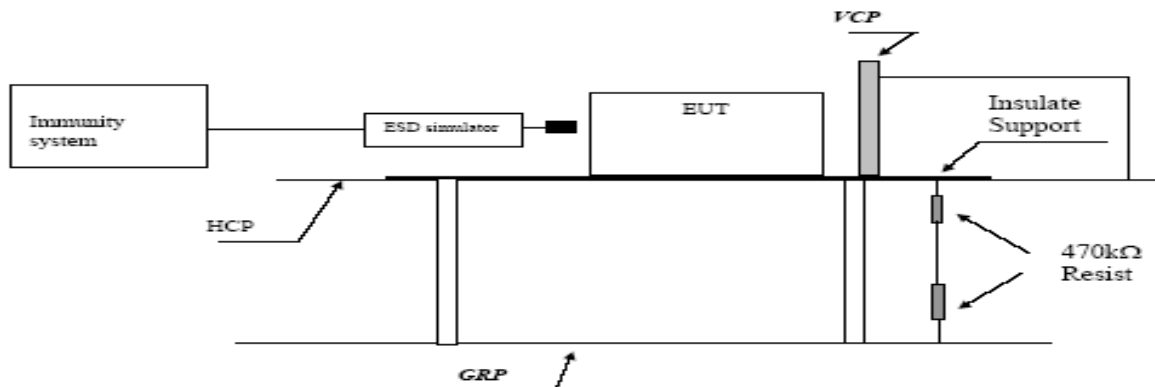
Measurement uncertainty:

According to CISPR16-4-2:2003 measurement uncertainty to immunity test is under consideration

4.1 Electrostatic Discharge (ESD)

Date of testing	:	2021-01-20
Temperature	:	23°C~25°C
Humidity	:	58%RH
Test procedure	:	EN 55014-2: 2015
Basic Standard	:	IEC 61000-4-2:2008
Performance Criterion	:	B
Operational mode	:	Cool, High fan
Test result	:	Pass

1. Test setup



Note: HCP means Horizontal Coupling Plane,
VCP means Vertical Coupling Plane
GRP means Ground Reference Plane

The EUT was put on a 0.8m high wooden table/0.1m high for floor standing equipment standing on the ground reference plane (GRP) 3m by 2m in size, made by iron 1.0 mm thick.

A horizontal coupling plane (HCP) 1.6m by 0.8m in size was placed on the table, and the EUT with its cables were isolated from the HCP by an insulating support thick than 0.5mm. The VCP 0.5m by 0.5m in size & HCP were constructed from the same material type & thinness as that of the GRP, and connected to the GRP via a 470kΩ resistor at each end.

The distance between EUT and any of the other metallic surface excepted the GRP, HCP & VCP was greater than 1m.

The EUT was arranged and connected according to its functional requirements.

Direct static electricity discharges was applied only to those points and surface which are accessible to personnel during normal usage.

2. Test result

Location of Discharge	Type of Discharge	Level(kV)	Polarity	Number of Discharge	Result
Remote Receiver	Air	8.0	±	10	A
Display window	Air	8.0	±	10	A
Manual key	Air	8.0	±	10	A
Touchable screw	Contact	4.0	±	10	A
Remote Controller	Air	8.0	±	10	A
	HCP	4.0	±	10	A
	VCP	4.0	±	10	A
Remark:					
The Air discharge could not occur and the EUT worked normally during the test, no degradation of function occurred.					

Air -Air Discharge

Contact -Contact Discharge

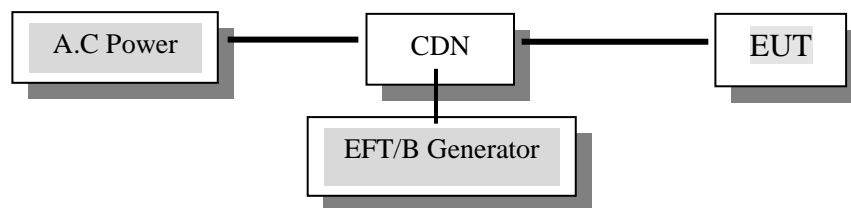
HCP—Horizontal Coupling Plate,

VCP—Vertical Coupling Plate

4.2 Electrical Fast Transient/Burst (EFT)

Date of testing	: 2021-01-20
Temperature	: 26°C
Humidity	: 62%RH
Test procedure	: EN 55014-2: 2015
Basic Standard	: IEC 61000-4-4:2012
Repetition Frequency	: 5kHz
Performance Criterion	: B
Operational mode	: Cool, High fan
Test result	: Pass

1. Test Setup



The EUT is placed on an insulating plane, it is 0.1m high for table model and 0.1m high for floor type above the grounded reference plane. EUT is at least 0.5m away from the wall of the EMC laboratory and other metal conductors grounded except the grounded reference plane., and its four borders are at least 0.1m away from the borders of the grounded reference plane. The cable between EUT and CDN is not more than 0.5m.

For signal lines and control lines, the burst signal is coupled by a capacitive coupling clamp.

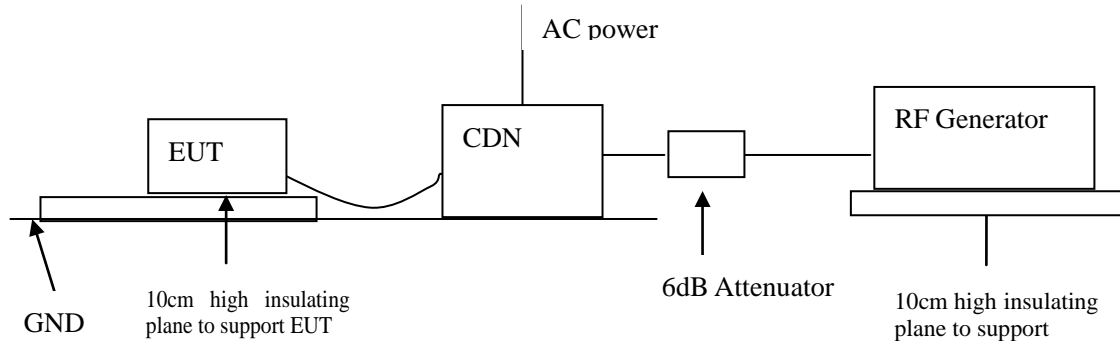
2. Test result

Location	Voltage (kV)	Duration (s)	Coupled by	Result
L +N+PE	±1	120	CDN	A
Signal	±0.5	120	Capacitive Coupling Clamp	A
Remark: The EUT worked normally during the test, no degradation of function occurred.				

4.3 Immunity to conducted Disturbances, induced by RF fields (CS)

Date of testing	: 2021-01-20
Temperature	: 26°C
Humidity	: 62%RH
Test procedure	: EN 55014-2: 2015
Basic Standard	: IEC 61000-4-6:2013
Frequency range	: 150k~230MHz
Modulation	: 80%AM, 1kHz sine-wave
Dwell time/Step size	3000ms / 1%
Performance Criterion	: A
Operational mode	: Cool, High fan
Test result	: Pass

1. Test Setup



Frequency Range	Coupling Port	Strength	Coupling Method	Result
0.15MHz~80MHz	AC Mains	3V	CDN	A
80MHz~230MHz	AC Mains	3V	CDN	A
0.15MHz~80MHz	Signal	1V	Coupling/Decoupling Network	A
80MHz~230MHz	Signal	1V	Coupling/Decoupling Network	A

Remark:

The EUT worked normally during the test, no degradation of function occurred.